
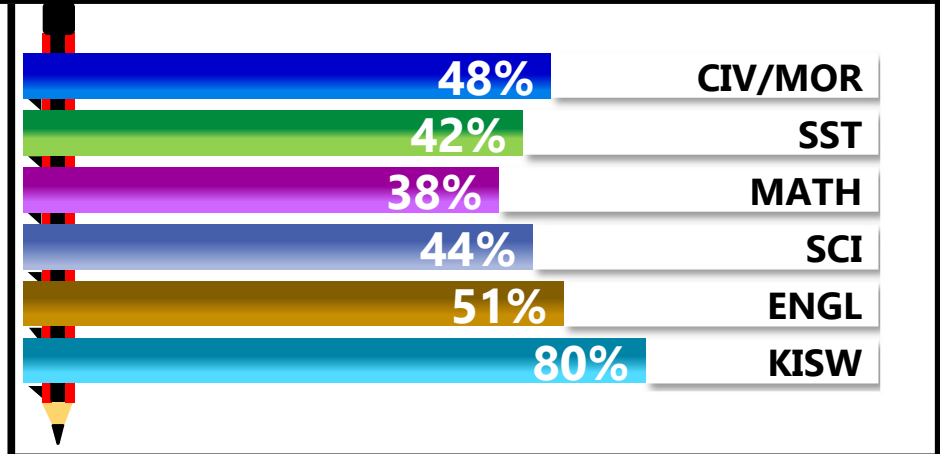
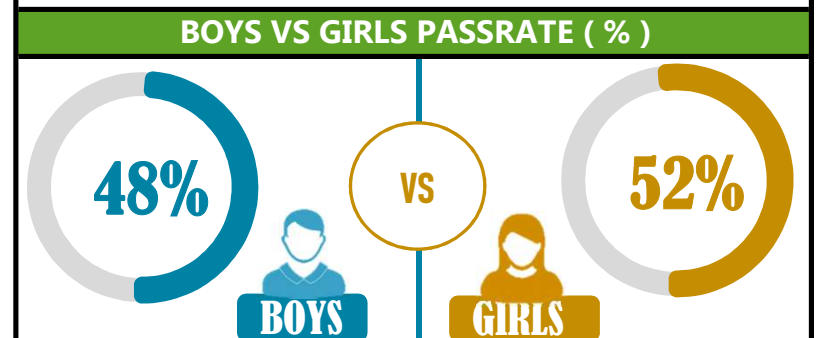
		<h1>TUMAINI</h1>			
REGION: DODOMA		<b>SCHOOL AVERAGE</b>	<b>151.9</b>	OVERALL GRADE	
DISTRICT: DODOMA DC				CATEGORY	
				<b>ABOVE 40</b>	

## SUBJECT PERFORMANCE ANALYSIS

SUBJECT NAME	AVG	%	RNK
KISWAHILI	40.0	80%	1
ENGLISH	25.7	51%	2
CIVIC & MORAL	24.1	48%	3
SCIENCE	22.1	44%	4
SOCIAL STUDIES	21.1	42%	5
MATHEMATICS	18.8	38%	6
BOYS/GIRLS PASS RATE	STD	AVG	%
BOYS	32	0.48	48%
GIRLS	37	0.52	52%



GRADE ANALYSIS SUMMARY					
SUBJECT NAME/GRADE	A	B	C	D	E
MATHEMATICS	1	5	14	44	5
KISWAHILI	36	32	0	1	0
ENGLISH	1	13	37	17	1
SCIENCE	0	4	40	25	0
SOCIAL STUDIES	1	6	26	33	3
CIVIC AND MORAL	3	9	31	23	2
OVERALL GRADE ANALYSIS	NO.	SEATED	%		
A	1	57	2%		
B	7		12%		
C	49		86%		
D	12	12	21%		
E	0		0%		



OVERALL PERFORMANCE ANALYSIS		
REGISTERED	69	100%
SEATED	69	100%
ABSENTEES	0	0%
PASSED	57	83%
FAILED	12	17%

INDEX	NAME	SEX	MATHEMATICS		KISWAHILI		ENGLISH		SCIENCE		SOCIAL STUDIES		CIVIC & MORAL		TOTAL	AVERAGE	OVERALL GRADE	SCH POSITION	OVERALL POSITION
1	ISAAC ROBIN MWAKYOMA	M	43	A	47	A	39	B	39	B	40	B	44	A	252	42	A	1	325
2	ANDREW AUGUSTINO KILEO	M	37	B	46	A	35	B	31	B	41	A	41	A	231	39	B	2	750
3	DENIS DAVID LUSINGO	M	36	B	44	A	33	B	31	B	37	B	41	A	222	37	B	3	941
4	ASWILE HEBRON KIPIKO	M	31	B	46	A	42	A	26	C	37	B	37	B	219	37	B	4	1025
5	SHEYRAT MJAKA NAMCHOPA	F	20	D	46	A	36	B	23	C	32	B	37	B	194	32	B	5	1569
6	DAVID BAZIL MTOKA	M	32	B	43	A	27	C	27	C	29	C	35	B	193	32	B	6	1589.5
7	AGNES SILVANUS NYALANDO	F	26	C	44	A	29	C	35	B	23	C	31	B	188	31	B	7	1686
8	BARAKA JOHN GYUNDA	M	25	C	43	A	33	B	26	C	24	C	33	B	184	31	B	8	1757
9	BEATRICE ELIYA STEPHANO	F	23	C	45	A	28	C	26	C	30	C	30	C	182	30	C	9	1789
10	LOVENESS CONRAD MWINGIRA	F	18	D	42	A	40	B	30	C	27	C	23	C	180	30	C	10	1826
11	ANDREW EMMANUEL SEMAINDA	M	13	D	45	A	33	B	23	C	24	C	41	A	179	30	C	11	1845
12	ELLYNSAFI ALBERT MGHAMBA	M	29	C	40	B	25	C	22	C	30	C	32	B	178	30	C	13	1865
13	FRANSISCO FULGENCE BILIKUNDI	M	19	D	43	A	34	B	27	C	24	C	31	B	178	30	C	13	1865
14	SARA JOSEPH MNALY	F	30	C	47	A	26	C	21	C	24	C	30	C	178	30	C	13	1865
15	BENEVOLENCE VICTOR KULANGA	M	19	D	41	A	28	C	27	C	28	C	34	B	177	30	C	15	1885
16	KRISTEN NYASIGITI CHRISOSTOM	F	14	D	45	A	26	C	28	C	32	B	31	B	176	29	C	16	1905.5
17	KAREEN ROBERT MTALIKI	F	18	D	45	A	32	B	26	C	31	B	22	C	174	29	C	18	1937
18	WINIFRIDA CHARLES NKAINA	F	30	C	42	A	28	C	23	C	27	C	24	C	174	29	C	18	1937
19	YUNIS SHABANI MWATWINO	F	32	B	47	A	38	B	16	D	22	C	19	D	174	29	C	18	1937
20	MAINES COSMAS MAGIMBA	F	30	C	46	A	30	C	23	C	22	C	22	C	173	29	C	20	1956.5
21	DANIEL HARUNI MGUYE	M	25	C	39	B	35	B	28	C	19	D	26	C	172	29	C	21	1972
22	EVANCE KALANGA LAIZER	M	28	C	41	A	27	C	21	C	25	C	28	C	170	28	C	22	2000
23	MWASITI JARIBU RAMADHANI	F	14	D	46	A	30	C	28	C	26	C	25	C	169	28	C	23	2010.5

INDEX	NAME	SEX	MATHEMATICS		KISWAHILI		ENGLISH		SCIENCE		SOCIAL STUDIES		CIVIC & MORAL		TOTAL	AVERAGE	OVERALL GRADE	SCH POSITION	OVERALL POSITION
24	EMANUEL JOSHUA MKAVU	M	27	C	38	B	24	C	18	D	25	C	30	C	162	27	C	24	2098.5
25	ELEN NELSON MWALA	F	24	C	45	A	23	C	23	C	22	C	24	C	161	27	C	25	2112
26	JOYCE ROBERT MATERU	F	18	D	42	A	33	B	16	D	23	C	27	C	159	27	C	26	2140.5
27	WALTER REDNECK NZOTA	M	18	D	32	B	30	C	30	C	21	C	27	C	158	26	C	27	2158.5
28	JAPHET JOHN NYANGUSI	M	26	C	40	B	24	C	23	C	18	D	26	C	157	26	C	29	2174
29	MAGRETH THADEUS LUOGA	F	20	D	44	A	28	C	18	D	23	C	24	C	157	26	C	29	2174
30	YASINTA PAMELA OGEDJO	F	21	C	42	A	26	C	23	C	17	D	23	C	152	25	C	30	2234.5
31	WILLIAM GABRIEL WILLIAM	M	19	D	42	A	25	C	21	C	20	D	23	C	150	25	C	31	2265.5
32	GERALD STEPHEN NJAMASI	M	18	D	42	A	20	D	21	C	26	C	22	C	149	25	C	33	2280.5
33	GILLIAN JOSEPH BUYUYA	F	17	D	44	A	25	C	19	D	25	C	19	D	149	25	C	33	2280.5
34	SOPHIA EMMANUEL MANYAGA	F	16	D	36	B	37	B	21	C	15	D	24	C	149	25	C	33	2280.5
35	BLESSING STEPHEN LEMWAYI	F	14	D	41	A	24	C	24	C	20	D	25	C	148	25	C	35	2297
36	CYPRIAN TUMAINI FRANK	M	15	D	39	B	23	C	23	C	25	C	19	D	144	24	C	37	2339.5
37	SIMON KADESO ALANDO	M	11	D	40	B	29	C	23	C	16	D	25	C	144	24	C	37	2339.5
38	DOREEN RICHARD MALYA	F	13	D	41	A	29	C	21	C	14	D	24	C	142	24	C	39	2359.5
39	IRENE BONIFACE YOHANA	F	15	D	40	B	26	C	18	D	22	C	21	C	142	24	C	39	2359.5
40	NASHRA ISSA MUSTAPHA	F	18	D	42	A	26	C	19	D	16	D	20	D	141	24	C	40	2369.5
41	MICHAELY ALPHONCE MAGENI	M	14	D	39	B	30	C	12	D	20	D	25	C	140	23	C	42	2379
42	NAOMI MTEMI MADEHA	F	16	D	42	A	18	D	21	C	23	C	20	D	140	23	C	42	2379
43	SABRINA MUSSA BALE	F	17	D	40	B	19	D	21	C	20	D	23	C	140	23	C	42	2379
44	INNOCENT MARTIN PETER	M	11	D	38	B	20	D	25	C	20	D	25	C	139	23	C	44	2393.5
45	WILLIAM ELIAS JOSEPH	M	20	D	34	B	24	C	20	D	20	D	20	D	138	23	C	46	2404.5

INDEX	NAME	SEX	MATHEMATICS		KISWAHILI		ENGLISH		SCIENCE		SOCIAL STUDIES		CIVIC & MORAL		TOTAL	AVERAGE	OVERALL GRADE	SCH POSITION	OVERALL POSITION
46	WITNESS MAGNUS NGONYANI	F	14	D	42	A	22	C	22	C	15	D	23	C	138	23	C	46	2404.5
47	HAMISI RASHIDI BALAMA	M	14	D	42	A	23	C	17	D	15	D	26	C	137	23	C	48	2413
48	MWANAIIDI ALLY HAMISI	F	11	D	40	B	19	D	21	C	18	D	28	C	137	23	C	48	2413
49	RACHEL NOEL MAZENGO	F	22	C	46	A	26	C	15	D	11	D	17	D	137	23	C	48	2413
50	PASCAL AARON NGAZAGU	M	18	D	36	B	21	C	26	C	13	D	19	D	133	22	C	50	2438
51	CHRISTOPHER DEUS IKULA	M	19	D	38	B	16	D	24	C	15	D	20	D	132	22	C	51	2443.5
52	QUEEN FESTO BAHARIA	F	13	D	36	B	22	C	22	C	19	D	19	D	131	22	C	52	2449
53	JOYCE PHILIPO LUKONDE	F	15	D	40	B	25	C	17	D	10	E	23	C	130	22	C	53	2457.5
54	CALVINE CELESTINE MANYAMA	M	16	D	34	B	18	D	20	D	21	C	19	D	128	21	C	54	2475.5
55	HULDA WAWUYO MUSSA	F	5	E	37	B	20	D	27	C	18	D	20	D	127	21	C	55	2479.5
56	GEORGE RAPHAEL MWAMBALA	M	11	D	33	B	22	C	17	D	19	D	22	C	124	21	C	57	2493.5
57	JOHNSON BONIPHACE MNYAWA	M	17	D	32	B	25	C	16	D	17	D	17	D	124	21	C	57	2493.5
58	CAREEN DEOGRATIAS MALLYA	F	14	D	36	B	19	D	22	C	10	E	19	D	120	20	D	59	2510.5
59	HASSAN SHABANI MWAKA	M	13	D	31	B	19	D	22	C	18	D	17	D	120	20	D	59	2510.5
60	GLORIA PAULO TUMSIFU	F	14	D	37	B	18	D	17	D	14	D	16	D	116	19	D	61	2525.5
61	JUNIOR GODFREY WASONGA	M	10	E	33	B	20	D	19	D	19	D	15	D	116	19	D	61	2525.5
62	NURU HEMED HAJI	F	13	D	38	B	18	D	15	D	14	D	18	D	116	19	D	61	2525.5
63	RAHIM SELEMAN SAID	M	9	E	33	B	24	C	17	D	13	D	18	D	114	19	D	63	2536.5
64	MWANAHAWA ALLY RAMADHAN	F	14	D	32	B	20	D	20	D	13	D	14	D	113	19	D	64	2540
65	HENRY ALLEN MACHUI	M	12	D	39	B	19	D	19	D	12	D	7	E	108	18	D	65	2557.5
66	ANGELA PAWA NGUSSA	F	11	D	43	A	21	C	15	D	8	E	9	E	107	18	D	66	2561
67	KERENI MTONY MASIMA	F	6	E	36	B	10	E	20	D	14	D	18	D	104	17	D	67	2569.5

INDEX	NAME	SEX	MATHEMATICS		KISWAHILI		ENGLISH		SCIENCE		SOCIAL STUDIES		CIVIC & MORAL		TOTAL	AVERAGE	OVERALL GRADE	SCH POSITION	OVERALL POSITION
68	MAURINE BENARD MUSHI	F	9	E	34	B	15	D	15	D	12	D	16	D	101	17	D	68	2576
69	ERICA ELINA NGONYANI	F	16	D	19	D	16	D	13	D	12	D	11	D	87	15	D	69	2597.5